


Log in to accounts, set up profiles for each collection, and listen to and read audiobooks, magazines and eBooks—all in one app!

Note: If you don't see all three formats in your profile, your library may have RBdigital audiobooks, magazines and eBooks in different collections. Go to the eResources on your library's website for more information and to set up an additional account.

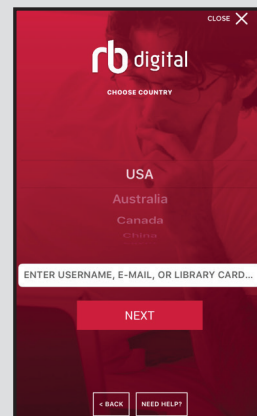
Download and open the RBdigital app.



1

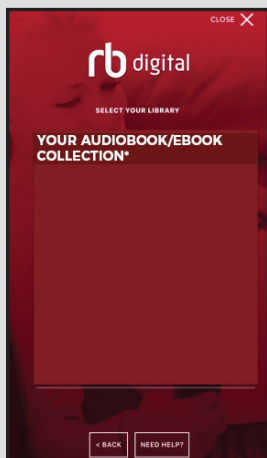
Choose country and enter username, email address or library card number for the collection you wish to access.

(Enter your current log-in information for Zinio for Libraries to access magazine content, or enter your current log-in information for OneClickdigital to access audiobook and eBook content.)



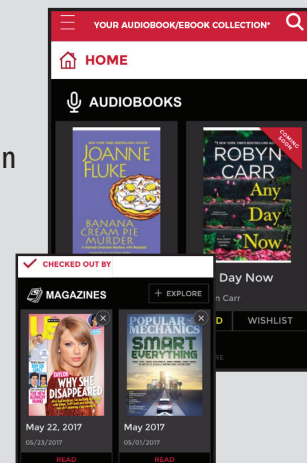
2

Select your library.



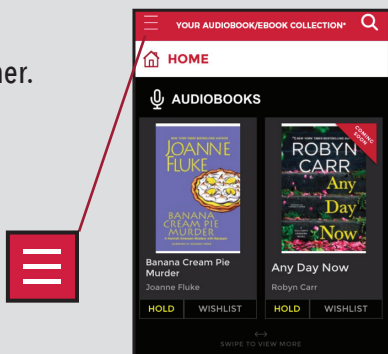
3

You will be taken to the homepage for the format (audiobooks, eBooks or magazines) of the collection you logged in to.



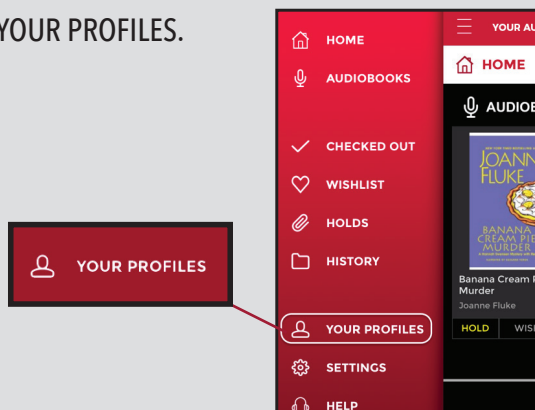
4

Select MENU icon in upper-left-hand corner.



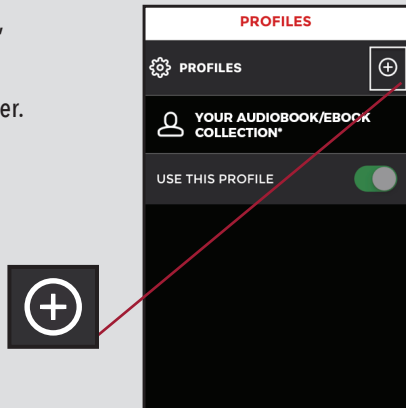
5

Select YOUR PROFILES.



6

To add another profile, select the plus icon in upper-right-hand corner.

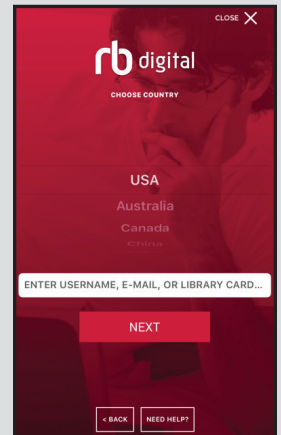


7

Choose country and enter username, email address or library card number for secondary collection.

(Ex: Magazines if you already logged in to audiobook/eBook collection.)

Note: If you do not have an account set up for a secondary collection, you'll need to create an account through the browser site.



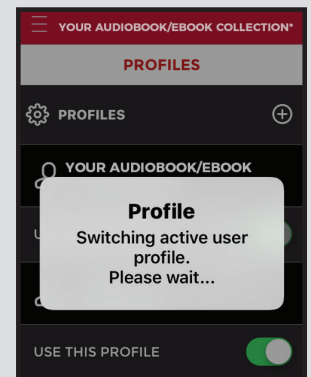
8

Select your library.



9

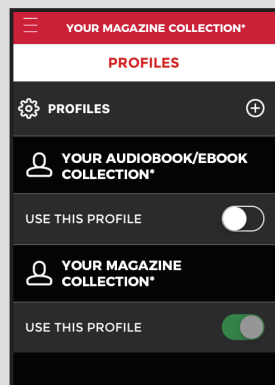
This will switch your profile to your secondary collection.



10

You should now see two library collections in your profiles.

(Just click the toggle option to the right of USE THIS PROFILE to switch to that profile. The icon will be switched to green if that's the profile you are viewing.)



11

\*Your library's name and collection will display in the Select Your Library list.

## Need Help?

Contact the RBdigital support team by phone at 877-77-AUDIO or email at [yoursupport@recordedbooks.com](mailto:yoursupport@recordedbooks.com).